

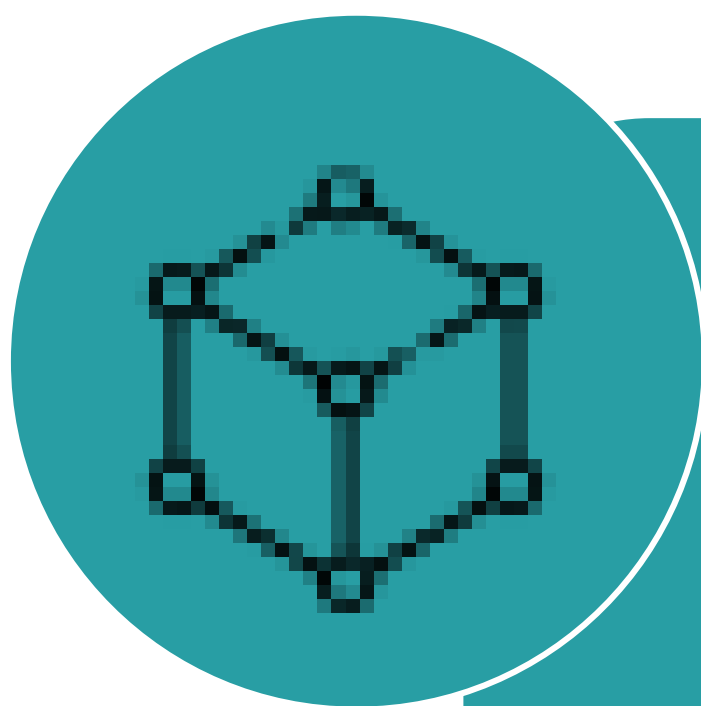
SYNERTREE

Build Great Portfolios

April Report Card

Proprietary Trading Group | Quant Based Risk-Neutral

Synertree PTG is funded by Synertree CMS Inc. Synertree CMS Inc. is not a registered advisor and the PTG account is built to showcase how Synertree's financial technologies help professional portfolio managers achieve investment objectives with quant based methods.



Performance

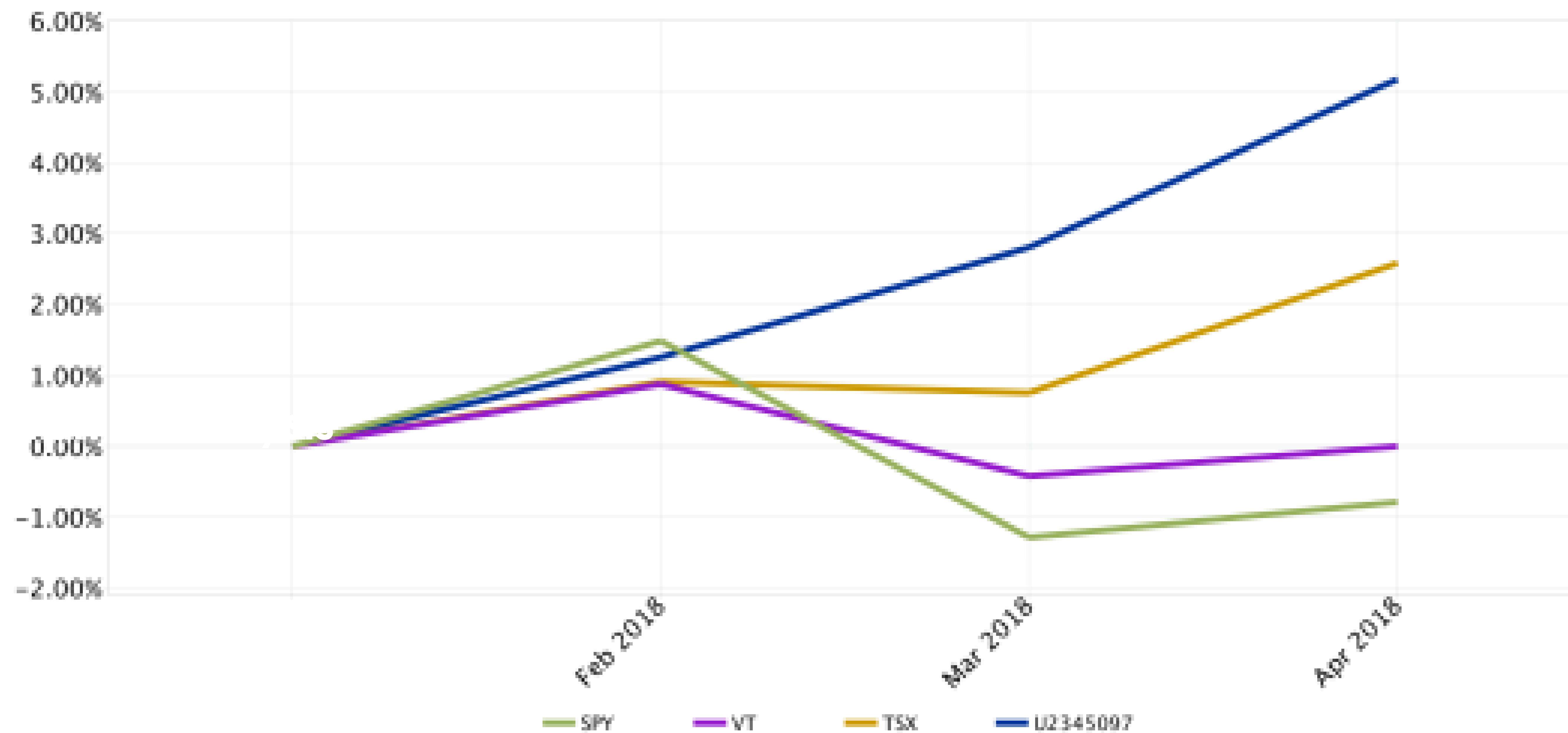
MTD
Returns: **2.31%**

Standard Deviations
Total: 0.45%
Downside: 0.00%

Since Inception: 5.18%
YTD: 5.18%

SPY | SP500
TSX | TSX Composite
VT | Vanguard World Index

Cumulative Benchmark Comparison

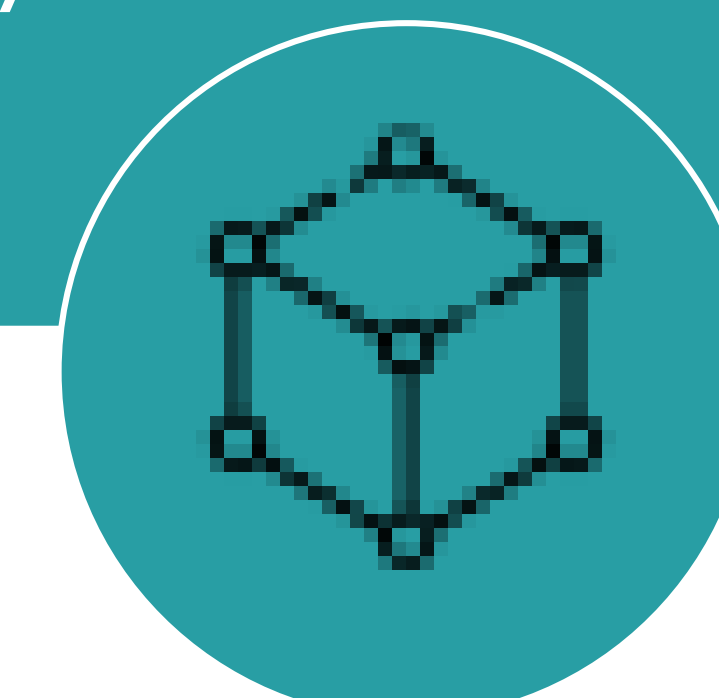


Date	SPY	VT	TSX	PTG
Feb 2018	1.49%	0.88%	0.91%	1.25%
Mar 2018	-1.30%	-0.42%	0.75%	2.81%
Apr 2018	-0.79%	0.00%	2.58%	5.18%
Feb 2018 to Apr 2018	-0.79%	0.00%	2.58%	5.18%

Mandate

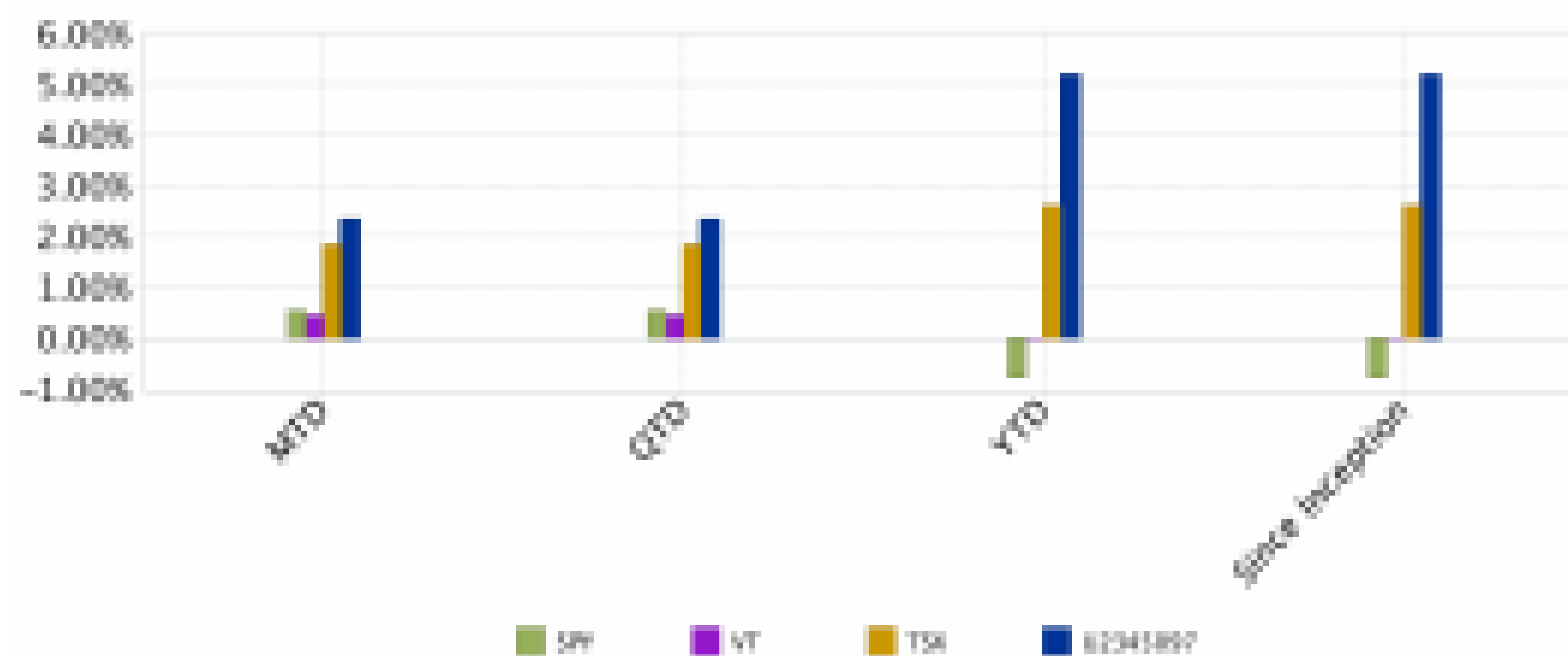
SynerTree Quant Based Strategy has a Risk Neutral mandate aiming to achieve 25% of downside deviations of SP500 & TSX Composite.

The proprietary trading group's asset allocation and trading decisions are driven by SynerTree's proprietary portfolio management platform, **CubitBlack™**.

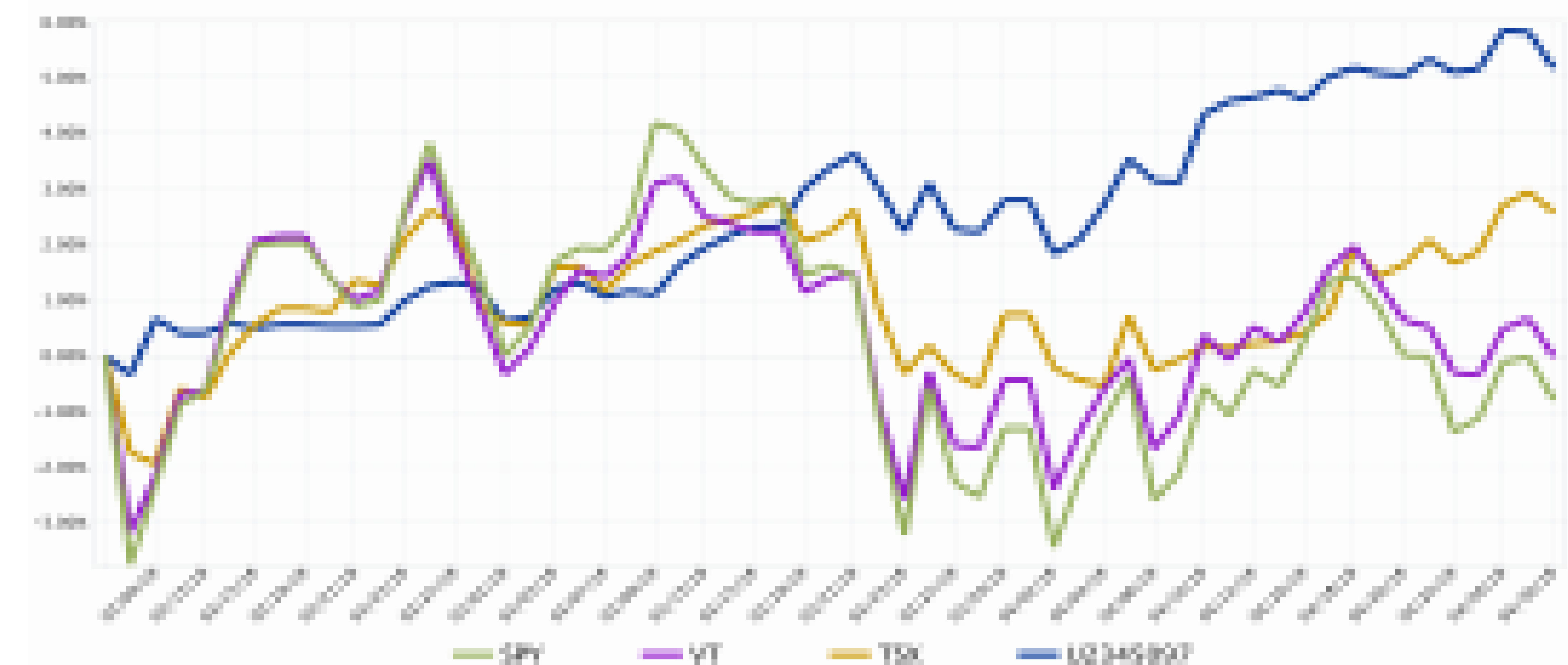


Historical Performance Benchmark Comparison

History



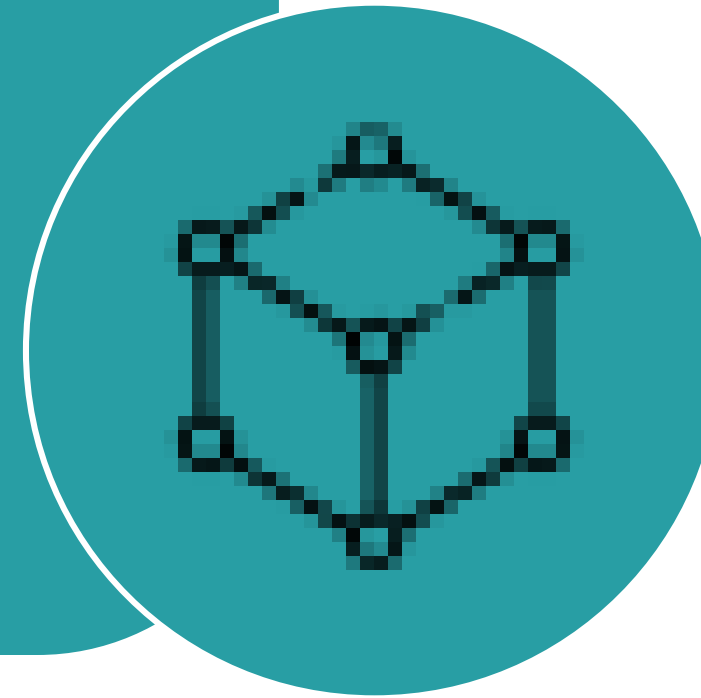
Since Inception



	MTD	QTD	YTD	Since Inception
SPY	0.52%	0.52%	-0.79%	-0.79%
VT	0.42%	0.42%	0.00%	0.00%
TSX	1.82%	1.82%	2.58%	2.58%
PTG	2.31%	2.31%	5.18%	5.18%

Asset Allocation

- **CubitBlack™** screens improving sectors & subsectors for asset allocation purposes.
- **CubitBlack™** volatility forecast drives cash allocation decisions.

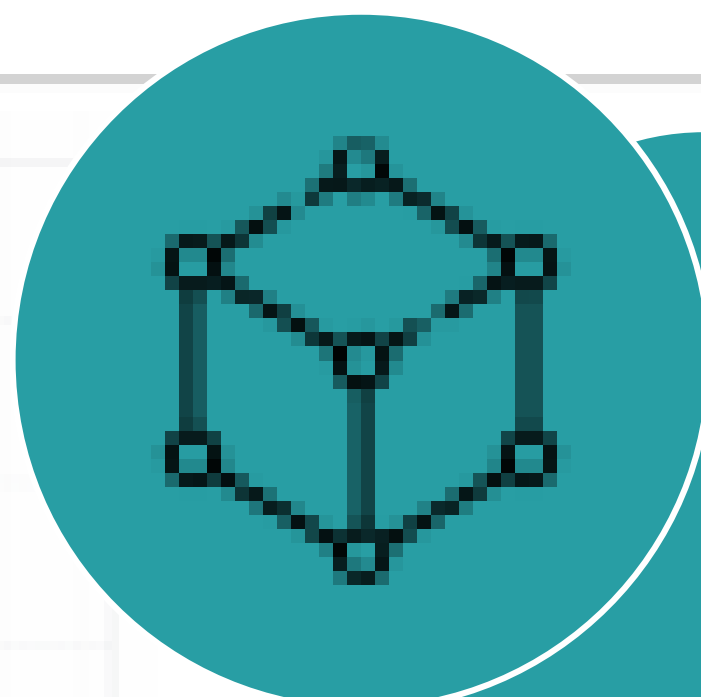
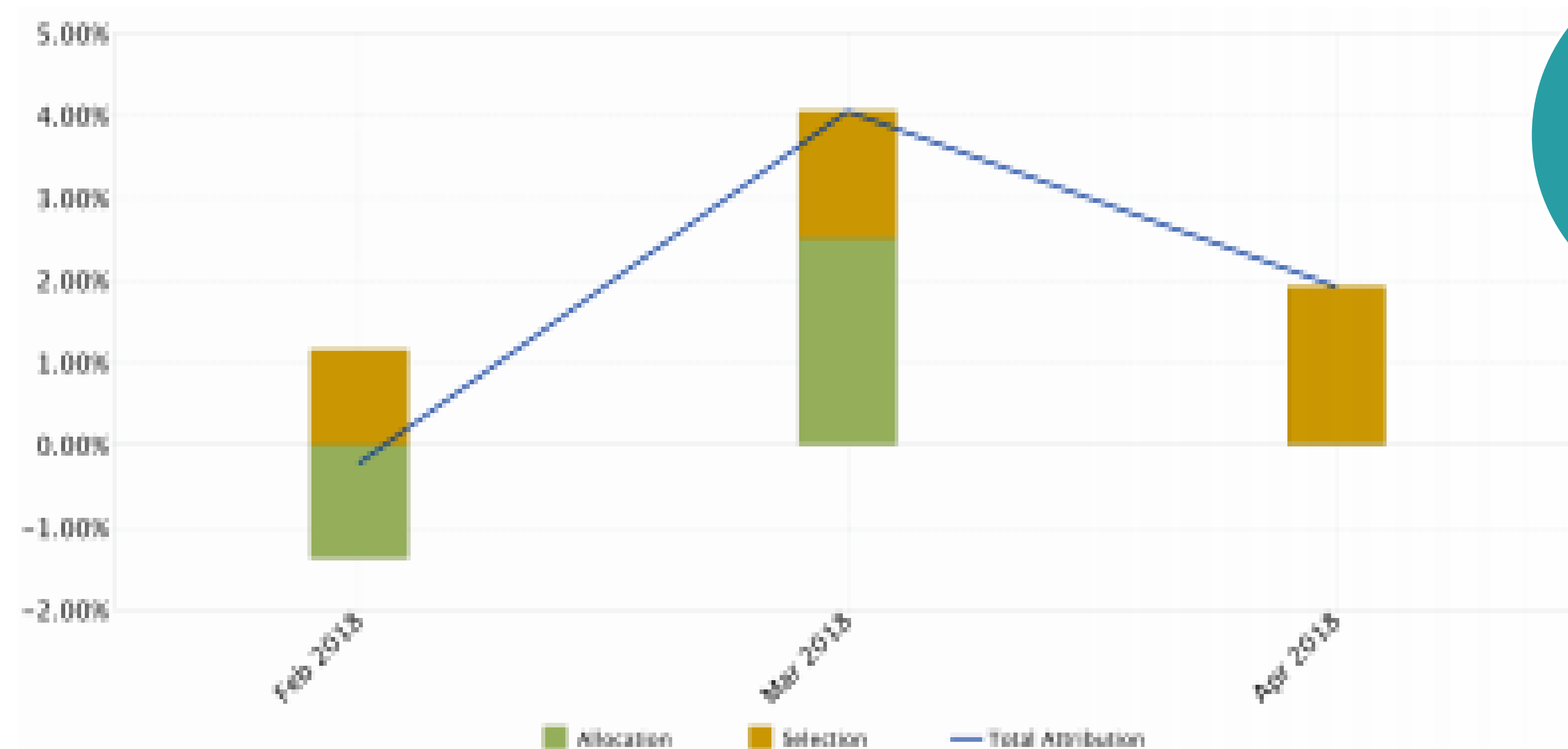


Performance Attribution vs. **S&P 500** (Cont.)

Cumulative Attribution Effect

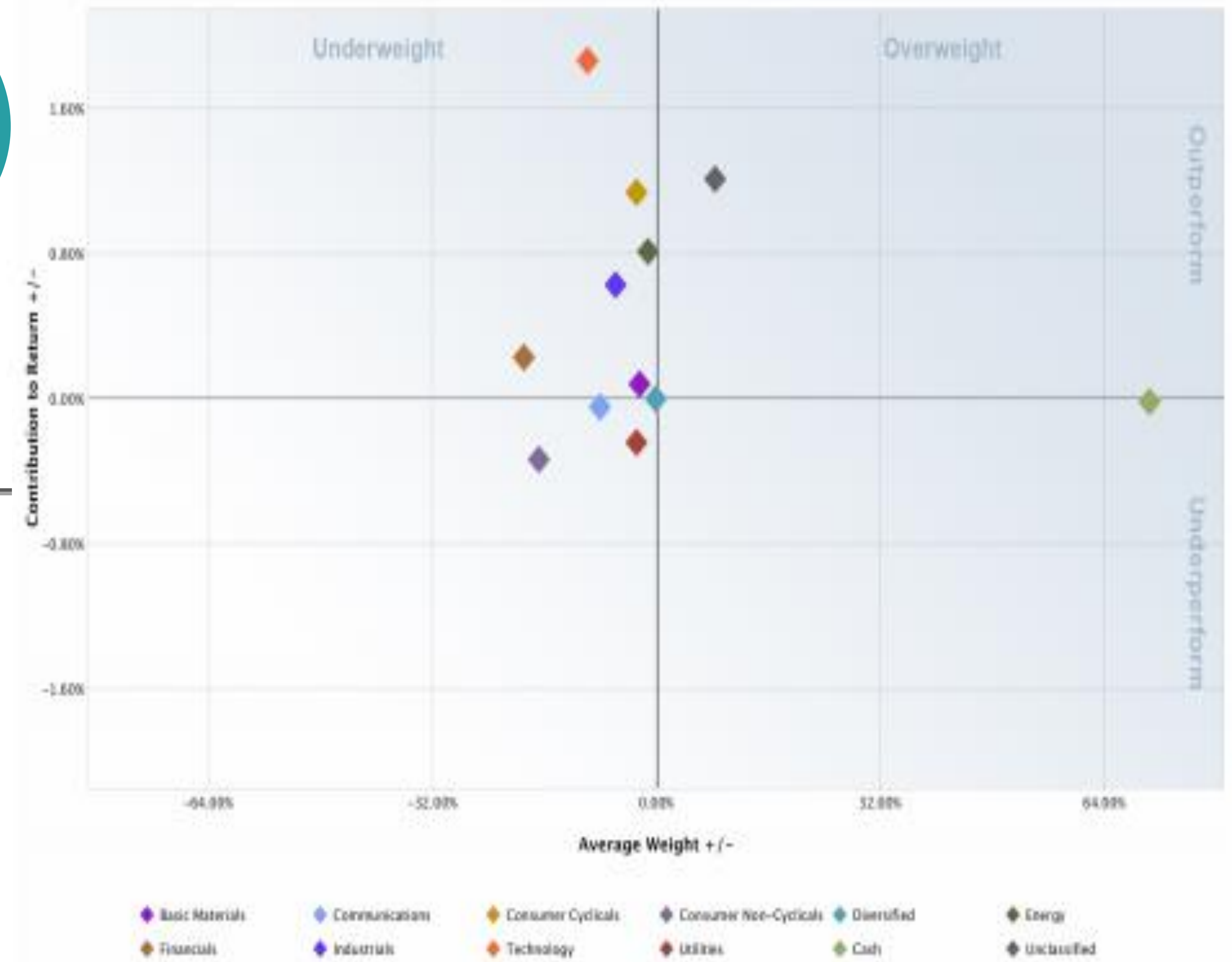


Attribution Effect



Performance Attribution vs. **S&P 500** (Cont.)

Weighting Effects



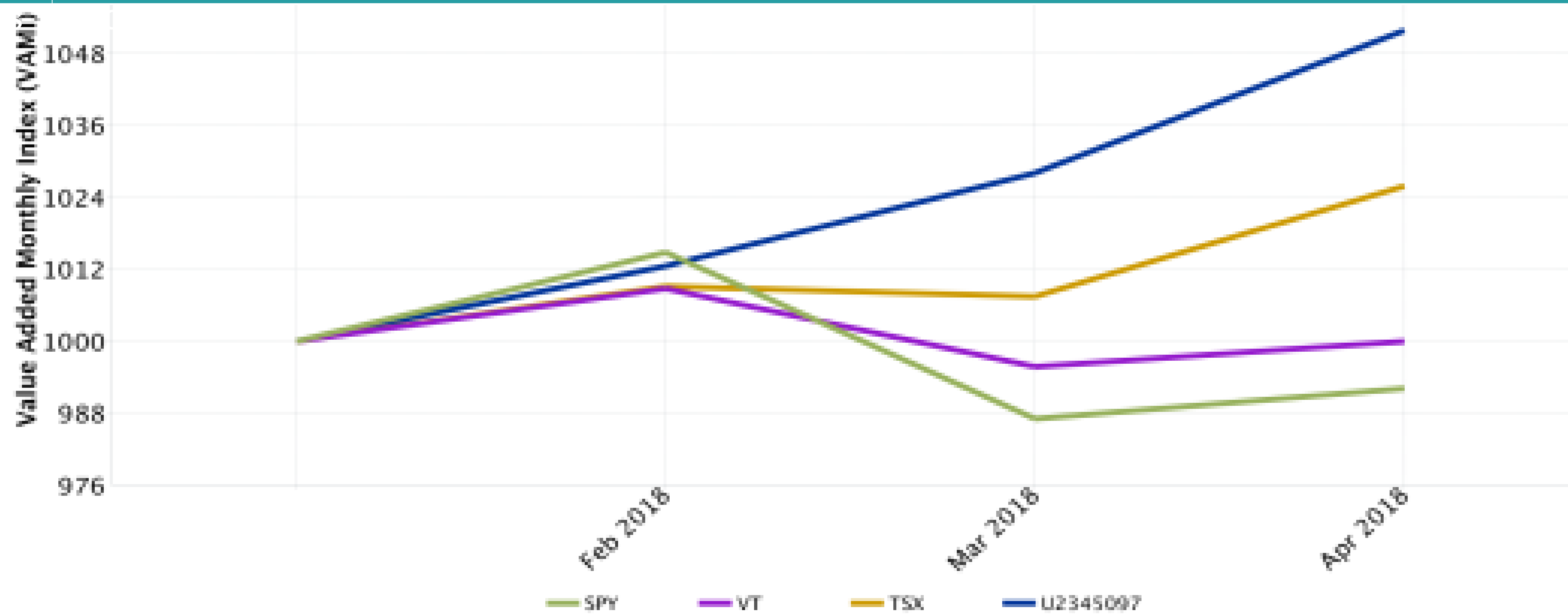
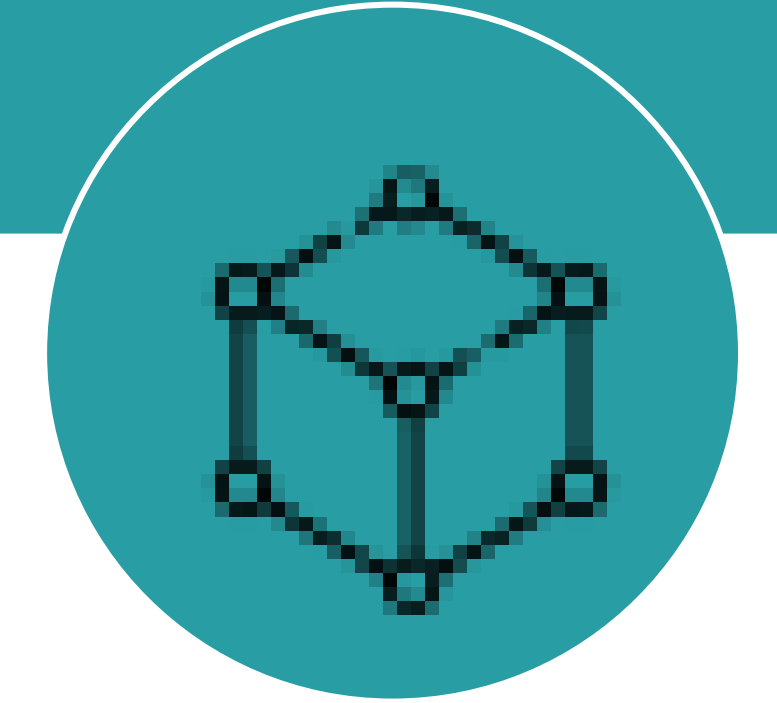
CubitBlack™ screens, rates, and recommends stocks with high probability of returns based on fundamental ratios.

Security Selection

Risk Management

Risk Management | **CubitBlack™** Risk Controlled Environment (RCE) is a risk management assessment engine, used primarily by investment banks and hedge funds.

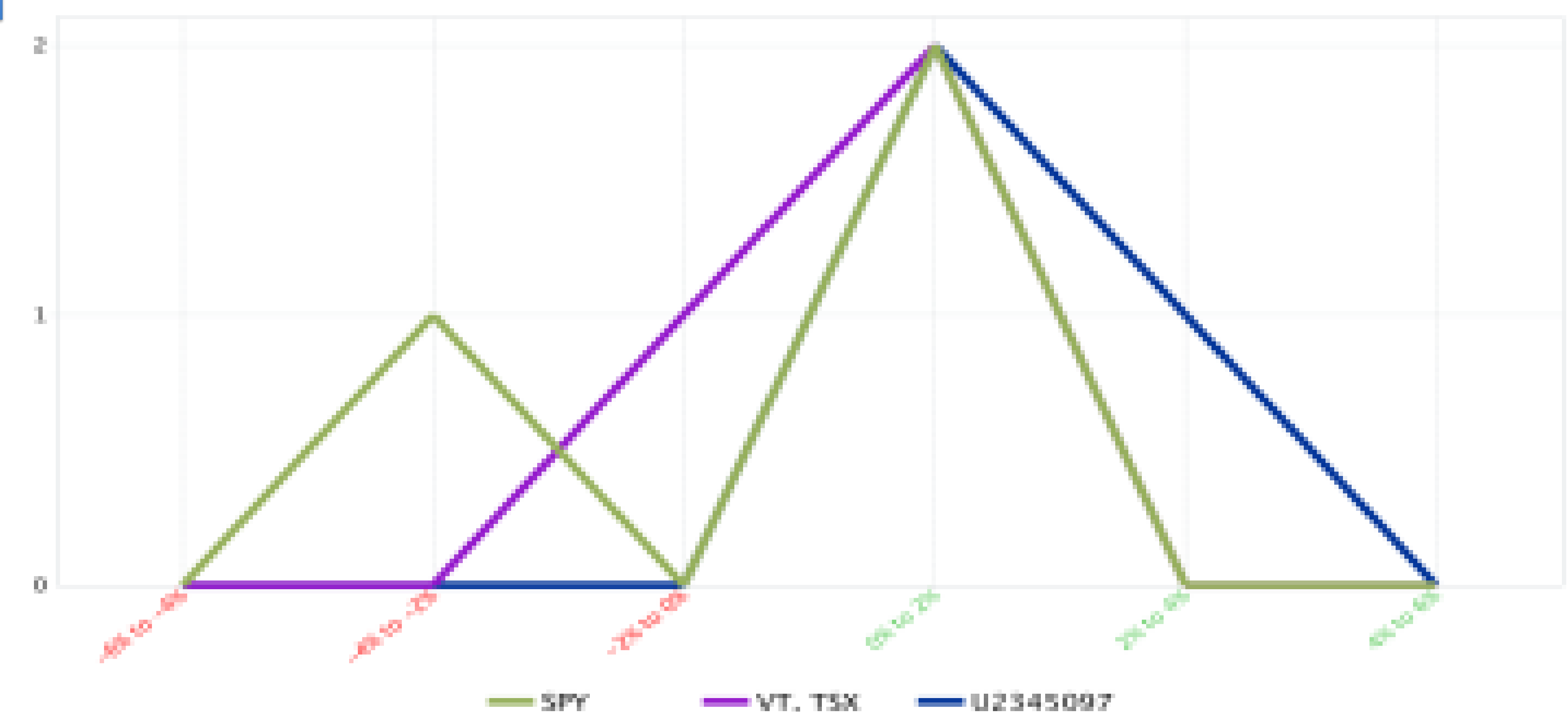
Optimization | **CubitBlack™** has the optimization and minimization features that allow professional investment managers to set rules for their model portfolios.



Risk Analysis

	SPY	VT	TSX	PTG
Ending VAMI	992.15	999.97	1,025.85	1,051.82
Max Drawdown:	2.74%	1.29%	0.16%	N/A
Peak-To-Valley:	Feb 18 - Mar 18	Feb 18 - Mar 18	Feb 18 - Mar 18	N/A
Recovery:	Ongoing	Ongoing	1 Month	N/A
Sharpe Ratio:	-0.69	-0.41	3.18	12.28
Sortino Ratio:	-1.51	-1.88	2.09	N/A
Calmar Ratio:	-1.13	-0.01	67.48	N/A
Standard Deviation:	1.81%	0.93%	0.81%	0.45%
Downside Deviation:	1.93%	1.09%	0.44%	0.00%
Correlation:	0.04	0.06	0.67	-
Mean Return:	-0.25%	0.00%	0.86%	1.70%
Positive Periods:	2 (66.67%)	2 (66.67%)	2 (66.67%)	3 (100.00%)
Negative Periods:	1 (33.33%)	1 (33.33%)	1 (33.33%)	0 (0.00%)

Distribution of Returns



Investment Advice Disclaimer

Synertree Capital Management Services Inc. (Synertree) is not a registered investment management under BCSC. Synertree does not advise on any investment products nor provide any financial planning advice. The firm however certifies that all blogs, financial content, and views expressed herein accurately reflect the company's views as to the subject markets, securities and issuers. All content in this website are based on data obtained from sources we believe to be reliable, but are not guaranteed as to accuracy and do not purport to be complete. Additional information on the securities mentioned in this report is available upon request. Because of individual objectives, all information or data on this website should not be construed as advice designed to meet the particular investment needs of any investor. Any opinions expressed herein are subject to change. No content on this website is to be construed as an offer or the solicitation of an offer to buy or sell the securities herein mentioned. The data selection, analysis and views expressed herein are solely those of Synertree only.

At Synertree, we understand the changing dynamics of the industry and the narrowing fee margins driven by technological advancement. For that, we have built you a cost effective, high level quant-based portfolio management solution: **CubitBlack™**.

Receive a three-week free trial.

[Start building](#)



SYNETREE.CA